



ASBK.COM.AU f t i y

Official ASBK Test : Phillip Island : February 2 & 3

KAWASAKI SUPERBIKE

Practice 6

Date: 03/02/19
Event: P23
Weather: Sunny - Temp: 25.3C
Track: Dry - Temp: 45.0C

Started at: 11:47:16
Laps: 25 Min
Starters: 22
Printed at: 12:19



CLASSIFICATION

Pos	No	Name	Machine	Fastest Lap	On Lap	Behind Prev	Behind Leader	Top Speed
1	32	Troy BAYLISS (QLD)	Ducati Panigale FE	1:32.676	5 of 9			289
2	25	Daniel FALZON (SA) / Yamaha Racing Team	Yamaha YZF-R1	1:32.784	3 of 11	.108	.108	288
3	28	Aiden WAGNER (QLD)	Yamaha YZF-R1	1:32.957	2 of 13	.173	.281	293
4	47	Wayne MAXWELL (VIC) / Team Suzuki ECSTAR / Pirelli / Motul / Airroad / Suzuki Finance & Ins.	Suzuki GSX-R EL R	1:32.957	6 of 9		.281	286
5	21	Josh WATERS (VIC) / Team Suzuki ECSTAR / Pirelli / Motul / Airroad / Suzuki Finance & Ins.	Suzuki GSX-R EL R	1:33.304	4 of 9	.347	.628	289
6	65	Cru HALLIDAY (NSW) / Yamaha Racing Team	Yamaha YZF-R1	1:33.312	3 of 10	.008	.636	295
7	67	Bryan STARING (WA) / Kawasaki Bcperformance	Kawasaki ZX10RR	1:33.469	4 of 12	.157	.793	292
8	1	Troy HERFOSS (QLD) / Penrite Honda Racing / Morris Finance / Elite Roads / NGK / Snap On	Honda CBR RR SP	1:33.558	11 of 11	.089	.882	290
9	14	Glenn ALLERTON (NSW) / NextGen Motorsports / Alpine Performance	BMW S RR	1:34.014	8 of 8	.456	1.338	290
10	46	Mike JONES (QLD)	Kawasaki ZX10RR	1:34.084	10 of 13	.070	1.408	290
11	33	Sloan FROST (VIC)	Suzuki GSX-R	1:34.427	2 of 9	.343	1.751	288
12	29	Ted COLLINS (VIC)	BMW S RR	1:34.535	11 of 11	.108	1.859	292
13	30	Mark CHIODO (VIC) / Penrite Honda Racing / Morris Finance / Elite Roads / NGK / Snap On	Honda CBR RR SP	1:34.577	4 of 14	.042	1.901	285
14	8	Alex PHILLIS (VIC) / Team Suzuki Ecstar	Suzuki GSXR	1:34.600	5 of 8	.023	1.924	293
15	61	Arthur SISIS (SA) / Hoey Suspensions /Allan Morrison	Suzuki GSXR RL7	1:34.634	4 of 8	.034	1.958	284
16	41	Max CROKER (NSW) / Mladin Racing / Yoshimura / Suzuki / AGV Sport / X-lite / Motorex Aust.	Suzuki GSX-R	1:34.908	11 of 12	.274	2.232	291
17	22	Lachlan EPIS (NSW) / Kawasaki Bcperformance	Kawasaki ZX10RR	1:35.153	8 of 10	.245	2.477	292
18	168	Glenn SCOTT (NSW) / GSR Kawasaki	Kawasaki ZX10RR	1:36.162	5 of 10	1.009	3.486	293
19	11	Phil CZAJ (VIC) / Eco Light Up / 11Motorsport / Liqui Moly / X-Lite / SC Project Exhaust	Aprilia RSV4 RFW	1:36.617	9 of 10	.455	3.941	278
20	36	Murray CLARK (QLD) / Addicted to Track	BMW S RR	1:39.123	5 of 6	2.506	6.447	277
21	44	Will DAVIDSON (NSW) / YRD / WD Racing	Yamaha YZF-R1	1:39.819	4 of 6	.696	7.143	274
22	23	Heath GRIFFIN (NSW) / Russell Symes and Company	Suzuki GSX-R	1:39.855	6 of 6	.036	7.179	271

Current best lap for SBK class - 1:32.096 by Wayne MAXWELL (VIC) on a Yamaha YZF-R1 set on 13/10/18

Scott Laing
Chief Time Keeper - Scott Laing

Clerk of Course - Simon Maas



Computime Race Timing Systems Pty Ltd © 1996
Licensed to Computime Race Timing Systems

www.computime.com.au

COMPUTIME RACE TIMING SYSTEMS PTY LTD



ASBK.COM.AU f t i y

Official ASBK Test : Phillip Island : February 2 & 3

KAWASAKI SUPERBIKE

Practice 6

Date: 03/02/19
 Event: P23
 Weather: Sunny - Temp: 25.3C
 Track: Dry - Temp: 45.0C


Started at: 11:47:16
 Laps: 25 Min
 Starters: 22
 Printed at: 12:19

LAP TIMES

No	Name	Lap 1	Lap 2	Lap 3	Lap 4	Lap 5	Lap 6	Lap 7	Lap 8	Lap 9	Lap 10
1	Troy HERFOSS (QLD)	1:56.011	1:33.785	1:33.582	1:33.759	2:30.639	1:42.732	2:42.013	1:47.576	2:38.788	1:45.810
		10	1:33.558								
8	Alex PHILLIS (VIC)	1:45.256	1:36.312	7:52.983	1:44.719	1:34.600	1:34.782	1:44.149	1:34.886		
11	Phil CZAJ (VIC)	1:48.731	1:37.206	1:39.395	1:37.889	1:37.574	1:37.143	1:36.915	1:37.681	1:36.617	1:37.004
14	Glenn ALLERTON (NSW)	1:45.713	1:34.599	1:42.420	1:34.373	10:24.601	1:43.731	1:34.091	1:34.014		
21	Josh WATERS (VIC)	2:04.845	1:34.134	1:33.470	1:33.304	6:21.966	2:00.501	1:33.330	1:44.065	1:33.382	
22	Lachlan EPIS (NSW)	5:39.715	2:02.849	1:36.089	1:35.914	6:54.814	1:45.306	1:39.401	1:35.153	1:35.259	1:40.128
23	Heath GRIFFIN (NSW)	1:52.873	1:41.250	1:40.352	1:39.864	1:40.084	1:39.855				
25	Daniel FALZON (SA)	1:42.184	1:32.821	1:32.784	1:36.878	1:33.178	5:52.349	1:44.988	1:33.741	1:33.463	1:33.592
		10	1:33.372								
28	Aiden WAGNER (QLD)	1:56.244	1:32.957	1:33.329	1:33.308	2:51.901	1:39.153	1:33.294	2:42.659	1:41.168	1:34.032
		10	1:34.299	2:40.303	1:38.719						
29	Ted COLLINS (VIC)	1:45.206	1:34.550	1:35.425	1:34.881	1:34.779	8:56.569	1:47.854	1:34.871	1:34.694	1:35.153
		10	1:34.535								
30	Mark CHIODO (VIC)	1:47.111	1:35.021	1:34.843	1:34.577	1:36.936	1:35.111	1:35.113	3:24.379	1:49.095	1:39.274
		10	1:34.628	1:35.189	1:35.037	1:35.215					
32	Troy BAYLISS (QLD)	1:45.480	1:33.602	11:49.186	1:50.082	1:32.676	1:33.191	1:33.991	1:33.882	1:34.262	
33	Sloan FROST (VIC)	1:44.333	1:34.427	1:34.540	3:05.885	1:42.652	1:34.945	1:35.344	2:58.888	1:47.485	
36	Murray CLARK (QLD)	1:50.500	1:40.112	1:39.479	1:39.567	1:39.123	1:39.237				
41	Max CROKER (NSW)	1:54.446	1:37.157	1:46.926	1:35.650	3:17.476	1:49.322	1:35.586	3:18.695	1:50.103	1:36.141
		10	1:34.908	1:47.964							
44	Will DAVIDSON (NSW)	1:50.474	1:40.524	1:39.889	1:39.819	1:42.361	1:41.042				
46	Mike JONES (QLD)	1:45.095	1:34.445	1:34.327	1:34.936	1:34.507	1:34.585	4:41.887	1:45.923	1:34.265	1:34.084
		10	1:34.125	1:35.755	1:34.500						
47	Wayne MAXWELL (VIC)	1:46.824	1:33.857	1:33.328	5:17.691	1:44.867	1:32.957	2:37.339	1:42.246	1:33.549	
61	Arthur SISSIS (SA)	1:58.677	1:35.383	1:51.867	1:34.634	8:40.125	1:51.824	1:35.396	1:35.494		
65	Cru HALLIDAY (NSW)	1:42.164	1:42.289	1:33.312	3:37.346	3:51.959	1:48.423	1:33.374	1:42.758	1:46.675	1:33.731
67	Bryan STARING (WA)	1:46.885	1:34.722	1:33.586	1:33.469	1:33.520	1:33.679	1:33.818	1:33.982	1:33.798	1:33.609
		10	1:33.576	1:33.868							
168	Glenn SCOTT (NSW)	1:46.884	1:36.686	1:36.834	1:36.316	1:36.162	1:36.202	4:24.606	1:48.970	1:37.608	1:37.236

Scott Laing
 Chief Time Keeper - Scott Laing

Clerk of Course - Simon Maas



Computime Race Timing Systems Pty Ltd © 1996
 Licensed to Computime Race Timing Systems
www.computime.com.au

COMPUTIME RACE TIMING SYSTEMS PTY LTD



ASBK.COM.AU f t i y

Official ASBK Test : Phillip Island : February 2 & 3

KAWASAKI SUPERBIKE

Practice 6

Started at: 11:47:16

Laps: 25 Min

Starters: 22

Printed at: 12:19


Date: 03/02/19
 Event: P23
 Weather: Sunny - Temp: 25.3C
 Track: Dry - Temp: 45.0C

SPLIT TIMES

Lap	Split 1	Split 2	Split 3	Split 4	Lap Time	Spd	Lap	Split 1	Split 2	Split 3	Split 4	Lap Time	Spd
1 Troy HERFOSS (QLD) (8th)							8	<u>22.556</u>	27.093	<u>17.920</u>	26.445	<u>1:34.014</u>	290
1	34.762	31.209	18.878	31.162	1:56.011 P								
2	22.458	27.085	18.151	26.091	1:33.785	288	21 Josh WATERS (VIC) (5th)						
3	22.628	26.925	17.813	26.216	1:33.582	290	1	45.882	32.679	19.315	26.969	2:04.845 P	
4	22.519	27.212	17.785	26.243	1:33.759	288	2	22.705	27.165	18.001	26.263	1:34.134	283
5	25.291	27.640	18.275	1:19.433	2:30.639	286	3	22.399	26.990	17.816	26.265	1:33.470	286
6	29.176	28.070	18.373	27.113	1:42.732 P		4	22.290	26.863	17.836	26.315	1:33.304	287
7	22.622	27.163	18.237	1:33.991	2:42.013	284	5	24.046	30.990	19.430	5:07.500	6:21.966	289
8	35.354	27.483	18.041	26.698	1:47.576 P		6	40.651	34.624	18.690	26.536	2:00.501 P	
9	22.730	27.303	18.098	1:30.657	2:38.788	284	7	22.403	26.904	17.810	26.213	1:33.330	285
10	29.347	32.067	18.103	26.293	1:45.810 P		8	22.350	35.483	19.599	26.633	1:44.065	286
11	22.382	27.236	17.785	26.155	1:33.558	289	9	22.304	27.006	17.838	26.234	1:33.382	287
8 Alex PHILLIS (VIC) (14th)							22 Lachlan EPIS (NSW) (17th)						
1	31.194	28.459	18.565	27.038	1:45.256 P		1	30.712	28.918	18.988	4:21.097	5:39.715 P	
2	23.218	27.863	18.283	26.948	1:36.312	293	2	31.033	38.997	22.502	30.317	2:02.849 P	
3	23.174	28.284	18.525	6:43.000	7:52.983	290	3	23.091	27.531	18.396	27.071	1:36.089	290
4	31.805	28.185	18.221	26.508	1:44.719 P		4	22.947	27.518	18.412	27.037	1:35.914	284
5	22.665	27.416	18.080	26.439	1:34.600	291	5	23.553	28.505	18.987	5:43.769	6:54.814	286
6	22.632	27.364	18.174	26.612	1:34.782	290	6	29.831	29.157	18.966	27.352	1:45.306 P	
7	24.741	31.977	19.750	27.681	1:44.149	286	7	23.105	28.849	18.658	28.789	1:39.401	286
8	22.636	27.402	18.153	26.695	1:34.886	293	8	22.682	27.483	18.144	26.844	1:35.153	292
11 Phil CZAJ (VIC) (19th)							9	22.841	27.468	18.111	26.839	1:35.259	290
1	32.696	29.902	18.851	27.282	1:48.731 P		10	23.805	29.079	19.282	27.962	1:40.128	288
2	23.453	28.279	18.390	27.084	1:37.206	277	23 Heath GRIFFIN (NSW) (22th)						
3	23.484	29.047	19.015	27.849	1:39.395	277	1	32.902	31.154	20.145	28.672	1:52.873 P	
4	23.322	28.133	18.887	27.547	1:37.889	276	2	24.824	29.177	19.231	28.018	1:41.250	257
5	23.289	28.396	18.606	27.283	1:37.574	278	3	24.312	28.947	19.158	27.935	1:40.352	271
6	23.404	28.122	18.509	27.108	1:37.143	274	4	24.205	28.587	19.074	27.998	1:39.864	264
7	23.270	28.141	18.398	27.106	1:36.915	274	5	24.230	28.811	19.007	28.036	1:40.084	269
8	23.491	28.343	18.630	27.217	1:37.681	273	6	24.109	28.797	19.106	27.843	1:39.855	270
9	23.302	28.062	18.295	26.958	1:36.617	275	25 Daniel FALZON (SA) (2nd)						
10	23.398	28.181	18.369	27.056	1:37.004	276	1	29.292	28.296	18.336	26.260	1:42.184 P	
14 Glenn ALLERTON (NSW) (9th)							2	22.345	26.781	17.798	25.897	1:32.821	286
1	32.057	28.661	18.323	26.672	1:45.713 P		3	22.250	26.893	17.703	25.938	1:32.784	288
2	22.847	27.320	18.023	26.409	1:34.599	286	4	23.350	27.740	18.529	27.259	1:36.878	277
3	26.393	31.146	18.262	26.619	1:42.420	287	5	22.243	26.940	17.841	26.154	1:33.178	284
4	22.585	27.191	18.017	26.580	1:34.373	289	6	22.641	28.621	18.584	4:42.503	5:52.349	285
5	23.907	31.870	18.602	9:10.222	10:24.601	290	7	31.849	28.159	18.483	26.497	1:44.988 P	
6	31.587	27.557	18.101	26.486	1:43.731 P		8	22.490	26.967	18.001	26.283	1:33.741	283
7	22.764	27.037	17.962	26.328	1:34.091	285	9	22.406	26.988	17.880	26.189	1:33.463	284

Scott Laing
 Chief Time Keeper - Scott Laing

Clerk of Course - Simon Maas



Computime Race Timing Systems Pty Ltd © 1996
 Licensed to Computime Race Timing Systems
www.computime.com.au

COMPUTIME RACE TIMING SYSTEMS PTY LTD



ASBK.COM.AU f t i y

Official ASBK Test : Phillip Island : February 2 & 3

KAWASAKI SUPERBIKE

Practice 6

Date: 03/02/19
 Event: P23
 Weather: Sunny - Temp: 25.3C
 Track: Dry - Temp: 45.0C


Started at: 11:47:16
 Laps: 25 Min
 Starters: 22
 Printed at: 12:19

SPLIT TIMES

Lap	Split 1	Split 2	Split 3	Split 4	Lap Time	Spd	Lap	Split 1	Split 2	Split 3	Split 4	Lap Time	Spd
10	22.336	26.919	17.970	26.367	1:33.592	284	12	22.521	27.517	18.164	26.987	1:35.189	285
11	22.397	26.916	17.882	26.177	1:33.372	284	13	22.625	27.520	18.136	26.756	1:35.037	283
							14	22.677	27.643	18.097	26.798	1:35.215	282
28 Aiden WAGNER (QLD) (3rd)													
1	35.639	34.050	18.395	28.160	1:56.244	P							
2	22.224	26.908	17.730	<u>26.095</u>	<u>1:32.957</u>	290							
3	<u>22.196</u>	27.173	17.675	26.285	1:33.329	293							
4	22.459	26.983	<u>17.646</u>	26.220	1:33.308	290							
5	23.153	33.879	18.172	1:36.697	2:51.901	288							
6	27.491	27.379	17.869	26.414	1:39.153	P							
7	22.471	<u>26.901</u>	17.772	26.150	1:33.294	286							
8	22.705	27.245	17.760	1:34.949	2:42.659	290							
9	28.984	27.759	17.955	26.470	1:41.168	P							
10	22.593	27.151	17.837	26.451	1:34.032	286							
11	22.594	27.290	17.822	26.593	1:34.299	288							
12	23.249	32.876	18.374	1:25.804	2:40.303	286							
13	27.240	27.313	17.789	26.377	1:38.719	P							
29 Ted COLLINS (VIC) (12th)													
1	31.667	28.584	18.517	26.438	1:45.206	P							
2	22.717	27.471	18.134	<u>26.228</u>	1:34.550	291							
3	22.749	27.768	18.243	26.665	1:35.425	292							
4	22.632	27.526	18.132	26.591	1:34.881	284							
5	<u>22.562</u>	<u>27.441</u>	18.125	26.651	1:34.779	284							
6	22.674	27.754	18.595	7:47.546	8:56.569	283							
7	31.752	28.002	20.736	27.364	1:47.854	P							
8	22.727	27.490	18.142	26.512	1:34.871	286							
9	22.566	27.534	18.070	26.524	1:34.694	287							
10	22.703	27.663	18.178	26.609	1:35.153	287							
11	22.597	27.478	<u>18.043</u>	26.417	<u>1:34.535</u>	286							
30 Mark CHIODO (VIC) (13th)													
1	32.666	29.005	18.430	27.010	1:47.111	P							
2	22.960	27.411	17.936	26.714	1:35.021	285							
3	22.656	27.386	18.058	26.743	1:34.843	282							
4	22.630	27.342	<u>17.925</u>	<u>26.680</u>	<u>1:34.577</u>	283							
5	23.150	28.536	18.367	26.883	1:36.936	284							
6	22.716	27.439	18.074	26.882	1:35.111	281							
7	22.675	27.530	18.076	26.832	1:35.113	281							
8	23.217	27.882	18.322	2:14.958	3:24.379	266							
9	34.426	29.574	18.288	26.807	1:49.095	P							
10	22.666	31.527	18.353	26.728	1:39.274	284							
11	<u>22.452</u>	<u>27.339</u>	18.079	26.758	1:34.628	285							
32 Troy BAYLISS (QLD) (1st)													
1	32.279	28.446	18.298	26.457	1:45.480	P							
2	22.441	27.021	17.879	26.261	1:33.602	285							
3	24.135	30.599	19.337	10:35.115	11:49.186	285							
4	33.274	28.102	21.986	26.720	1:50.082	P							
5	<u>22.235</u>	<u>26.667</u>	<u>17.712</u>	<u>26.062</u>	<u>1:32.676</u>	285							
6	22.327	26.894	17.781	26.189	1:33.191	289							
7	22.428	27.035	18.182	26.346	1:33.991	284							
8	22.476	27.053	17.995	26.358	1:33.882	285							
9	22.474	27.233	17.980	26.575	1:34.262	285							
33 Sloan FROST (VIC) (11th)													
1	31.102	28.354	18.243	26.634	1:44.333	P							
2	22.576	27.324	18.181	<u>26.346</u>	<u>1:34.427</u>	288							
3	<u>22.568</u>	27.276	<u>18.104</u>	26.592	1:34.540	287							
4	23.919	32.890	18.727	1:50.349	3:05.885	286							
5	28.885	27.994	18.326	27.447	1:42.652	P							
6	22.809	<u>27.229</u>	18.130	26.777	1:34.945	286							
7	22.790	27.526	18.196	26.832	1:35.344	286							
8	27.308	31.827	20.634	1:39.119	2:58.888	285							
9	34.833	27.669	18.250	26.733	1:47.485	P							
36 Murray CLARK (QLD) (20th)													
1	32.158	30.250	19.901	28.191	1:50.500	P							
2	23.963	29.049	19.328	27.772	1:40.112	273							
3	<u>23.622</u>	28.798	19.151	27.908	1:39.479	276							
4	23.819	28.898	18.951	27.899	1:39.567	268							
5	23.824	<u>28.705</u>	<u>18.924</u>	27.670	<u>1:39.123</u>	277							
6	23.758	28.874	19.007	<u>27.598</u>	1:39.237	274							
41 Max CROKER (NSW) (16th)													
1	32.565	34.090	20.037	27.754	1:54.446	P							
2	23.044	27.793	19.130	27.190	1:37.157	284							
3	23.048	38.791	18.348	26.739	1:46.926	283							
4	22.765	27.627	18.517	26.741	1:35.650	291							
5	22.877	27.643	18.207	2:08.749	3:17.476	285							
6	32.918	30.478	18.796	27.130	1:49.322	P							
7	22.946	27.572	18.304	26.764	1:35.586	285							
8	22.801	28.043	18.439	2:09.412	3:18.695	285							

Scott Laing
 Chief Time Keeper - Scott Laing

Clerk of Course - Simon Maas



Computime Race Timing Systems Pty Ltd © 1996
 Licensed to Computime Race Timing Systems
www.computime.com.au

COMPUTIME RACE TIMING SYSTEMS PTY LTD



ASBK.COM.AU f t i y

Official ASBK Test : Phillip Island : February 2 & 3

KAWASAKI SUPERBIKE

Practice 6

Date: 03/02/19
Event: P23
Weather: Sunny - Temp: 25.3C
Track: Dry - Temp: 45.0C



Started at: 11:47:16
Laps: 25 Min
Starters: 22
Printed at: 12:19

FASTEST LAPS SEQUENCE

Race Time	No	Name	Machine	Fastest Lap	On Lap
1:48.904	32	Troy BAYLISS (QLD)	Ducati Panigale FE	1:45.480	1
1:50.686	29	Ted COLLINS (VIC)	BMW S RR	1:45.206	1
2:42.589	25	Daniel FALZON (SA)	Yamaha YZF-R1	1:42.184	1
2:45.979	65	Cru HALLIDAY (NSW)	Yamaha YZF-R1	1:42.164	1
3:22.506	32	Troy BAYLISS (QLD)	Ducati Panigale FE	1:33.602	2
4:05.319	28	Aiden WAGNER (QLD)	Yamaha YZF-R1	1:32.957	2
4:15.410	25	Daniel FALZON (SA)	Yamaha YZF-R1	1:32.821	2
5:48.194	25	Daniel FALZON (SA)	Yamaha YZF-R1	1:32.784	3
18:34.450	32	Troy BAYLISS (QLD)	Ducati Panigale FE	1:32.676	5

Scott Laing
Chief Time Keeper - Scott Laing

.....
Clerk of Course - Simon Maas



Computime Race Timing Systems Pty Ltd © 1996
Licensed to Computime Race Timing Systems

www.computime.com.au

COMPUTIME RACE TIMING SYSTEMS PTY LTD



ASBK.COM.AU f t i y

Official ASBK Test : Phillip Island : February 2 & 3

KAWASAKI SUPERBIKE

Practice 6

Date: 03/02/19
 Event: P23
 Weather: Sunny - Temp: 25.3C
 Track: Dry - Temp: 45.0C


Started at: 11:47:16
 Laps: 25 Min
 Starters: 22
 Printed at: 12:19

BEST PARTIAL TIMES

Pos	Split 1		Split 2		Split 3		Split 4		LAP		Ideal	Fastest
	Name	Time	Name	Time	Name	Time	Name	Time	Name			
1	C. HALLIDAY	22.173	T. BAYLISS	26.667	A. WAGNER	17.646	D. FALZON	25.897	D. FALZON	1:32.624	1:32.784	
2	A. WAGNER	22.196	D. FALZON	26.781	D. FALZON	17.703	W. MAXWELL	25.959	T. BAYLISS	1:32.676	1:32.676	
3	T. BAYLISS	22.235	W. MAXWELL	26.835	T. BAYLISS	17.712	C. HALLIDAY	26.046	A. WAGNER	1:32.838	1:32.957	
4	D. FALZON	22.243	J. WATERS	26.863	C. HALLIDAY	17.731	T. BAYLISS	26.062	C. HALLIDAY	1:32.932	1:33.312	
5	J. WATERS	22.290	A. WAGNER	26.901	W. MAXWELL	17.740	T. HERFOSS	26.091	W. MAXWELL	1:32.939	1:32.957	
6	T. HERFOSS	22.382	T. HERFOSS	26.925	B. STARING	17.762	A. WAGNER	26.095	J. WATERS	1:33.176	1:33.304	
7	W. MAXWELL	22.405	C. HALLIDAY	26.982	T. HERFOSS	17.785	B. STARING	26.188	T. HERFOSS	1:33.183	1:33.558	
8	B. STARING	22.415	B. STARING	26.995	J. WATERS	17.810	J. WATERS	26.213	B. STARING	1:33.360	1:33.469	
9	M. CHIODO	22.452	M. JONES	27.032	G. ALLERTON	17.920	T. COLLINS	26.228	G. ALLERTON	1:33.841	1:34.014	
10	M. JONES	22.530	G. ALLERTON	27.037	M. CHIODO	17.925	A. SISSIS	26.319	M. JONES	1:33.945	1:34.084	
11	G. ALLERTON	22.556	S. FROST	27.229	M. JONES	17.961	G. ALLERTON	26.328	S. FROST	1:34.247	1:34.427	
12	T. COLLINS	22.562	M. CHIODO	27.339	A. SISSIS	18.001	S. FROST	26.346	T. COLLINS	1:34.274	1:34.535	
13	S. FROST	22.568	M. CROKER	27.345	T. COLLINS	18.043	M. JONES	26.422	M. CHIODO	1:34.396	1:34.577	
14	A. PHILLIS	22.632	A. PHILLIS	27.364	A. PHILLIS	18.080	A. PHILLIS	26.439	A. PHILLIS	1:34.515	1:34.600	
15	M. CROKER	22.649	T. COLLINS	27.441	S. FROST	18.104	M. CROKER	26.585	A. SISSIS	1:34.556	1:34.634	
16	L. EPIS	22.682	A. SISSIS	27.466	L. EPIS	18.111	M. CHIODO	26.680	M. CROKER	1:34.746	1:34.908	
17	A. SISSIS	22.770	L. EPIS	27.468	M. CROKER	18.167	G. SCOTT	26.717	L. EPIS	1:35.100	1:35.153	
18	G. SCOTT	22.979	G. SCOTT	27.836	P. CZAJ	18.295	L. EPIS	26.839	G. SCOTT	1:35.881	1:36.162	
19	P. CZAJ	23.270	P. CZAJ	28.062	G. SCOTT	18.349	P. CZAJ	26.958	P. CZAJ	1:36.585	1:36.617	
20	M. CLARK	23.622	W. DAVIDSON	28.546	M. CLARK	18.924	M. CLARK	27.598	M. CLARK	1:38.849	1:39.123	
21	W. DAVIDSON	23.922	H. GRIFFIN	28.587	H. GRIFFIN	19.007	H. GRIFFIN	27.843	H. GRIFFIN	1:39.457	1:39.855	
22	H. GRIFFIN	24.020	M. CLARK	28.705	W. DAVIDSON	19.146	W. DAVIDSON	27.918	W. DAVIDSON	1:39.532	1:39.819	

Scott Laing
 Chief Time Keeper - Scott Laing

Clerk of Course - Simon Maas



Computime Race Timing Systems Pty Ltd © 1996
 Licensed to Computime Race Timing Systems
www.computime.com.au

COMPUTIME RACE TIMING SYSTEMS PTY LTD